


AGLD SERIES

Ground Fault Relay with Digital Display

AGLD Series Ground Fault Sensors keep machinery and their operators safe from accidental shocks. The large, one piece solid-core design allows for installation over wires feeding heavy loads. The output relay will change state at any point between 5 and 100 mA, or 80 and 950 mA. A delay can be set to allow down stream protection to activate before this sensor, keeping the main circuit protection hot and the equipment energized while the smaller faults are cleared. The large LED display shows the precise trip point and the extra delay clearly, in any light condition. The display flashes when there is current sensed over the trip point.



Ground Fault Protection

Ground Fault Relay Applications

Monitor Large Machines

- Detect fault currents before damage can occur. Connect the output to a shunt trip breaker operating solenoid or to the circuit powering a connector coil.

Water Delivery and Treatment

- Detect moisture ingress in submersible pumps.

Heating Processes

- If an element shorts to ground, the sensor will activate to de-energize the circuit, keeping safety at the forefront.

Ground Fault Relay Features

Electromechanical Relay Output

- Provides both normally open and normally closed contacts.
- Compatible with most automation and control systems.

Externally Powered

- A choice of fail safe or standard operation.

Simple Field Setpoint Adjustment

- Single turn potentiometer with setpoint shown on display.
- Adjustable delay shown when knob is turned.

Large Solid-Core Case

- Large sensing window provides ample space for multiple conductors.

DIN Rail Mount*

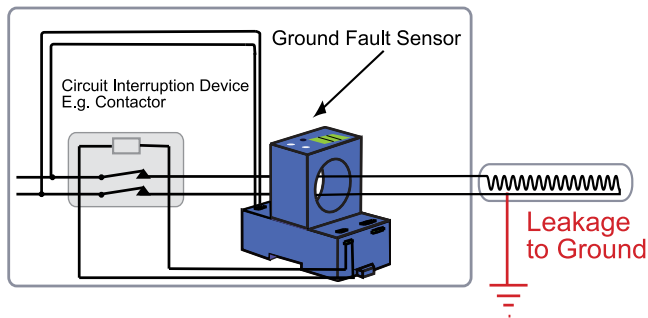
- Simple snap onto DIN rail

Designed for UL/cUL and CE Approval

- Accepted worldwide.

*For information on the DIN rail accessories kit, see page 122.

Insulation Breakdown

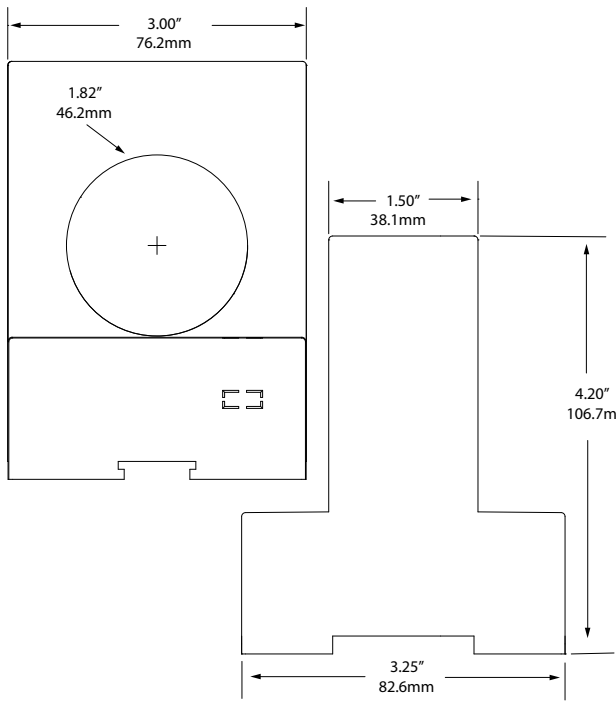


OEMs

Test & Evaluation Units for OEMs

Free program expedites evaluation process. See page 1 for details.

Ground Fault Protection Dimensions



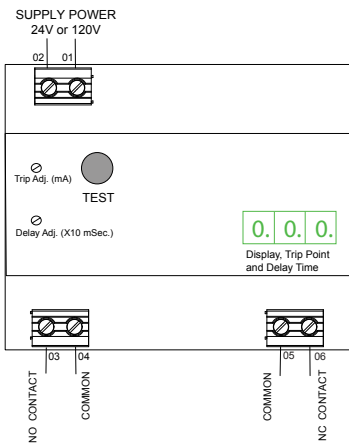
Ground Fault Protection Specifications

Power Supply	• 120 VAC (108–132 V) • 24 VAC/DC (22–36 V)
Power Consumption	<4 VA
Setpoint Range	AGLD1: 5–100 mA AGLD2: 80–950 mA
Output	Electromechanical SPDT relay
Output Rating	1 A @ 120 VAC, 2 A @ 30 VDC max.
LED Display	• Displays trip point in mA • Displays delay period when adjusted (ms X10) • Off: Power off
Response Time	120 ms
Output Operation	Normally energized or normally de-energized
Time Delay	10 sec. (adjustable after startup)
Isolation Voltage	Tested to 5 KV
Frequency Range	50–60 Hz (monitored circuit)
Case	UL94 V-0 Flammability Rated
Mounting	DIN rail mounting
Environmental	-4 to 122°F (-20 to 50°C) 0–95% RH, non-condensing
Listings	Designed for UL/cUL and CE approval

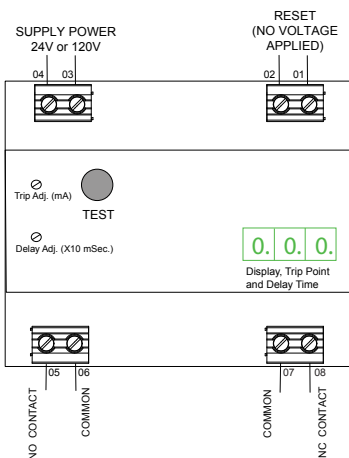
Ground Fault Protection

Ground Fault Protection Connections

Auto Reset

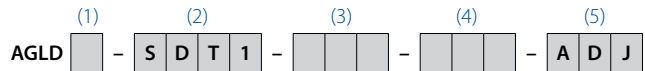


Latching



Ground Fault Protection Ordering Information

Sample Model Number: AGLD1-SDT1-24U-ENE-ADJ
AC ground fault sensor, 5–100 mA range, SPDT relay output, 24 VAC/DC powered, large case, DIN rail mounting.



(1) Model

1	5–100 mA
2	80–950 mA

(2) Output Type

SDT1	Single pole, double throw relay
------	---------------------------------

(3) Power Supply

24U	24 VAC/DC
120	120 VAC

(4) Contact Action

DEN	Normally de-energized
ENE	Normally energized
LA	Latching output

(5) Setpoint

ADJ	Adjustable setpoint
-----	---------------------

