Time management

Synchronising • Distributing • Displaying time

Profil 730W

Bodet
www.bodet-time.com
MADE IN FRANCE

DESCRIPTION

- Analogue clock for indoor use.
- Hour and Minute (HM) or Hour, Minute and Second display (HMS) depending on the model.
- Dial markings: figures, notches or DIN.
- Optional: locking disks for wall mounting, single or double-sided bracket arm.



COMPLIANCE

- Directives: LVD 2014/35/EU, EMC 2014/30/EU, IEEE 802.11 b/g/n (NTP/Wi-Fi models).

TECHNICAL FEATURES

Mechanical and electrical features

- Construction..... Background: Polycarbonate/ABS.
  Glass: PMMA.
  Bezel: stainless steel
  (White paint RAL9016).
- Mounting..... Wall mounting (with or without locking disk) or on bracket arm.
- Protection index..... IP40, IK07.
- Viewing distance..... 20 m.
- Dimensions..... See opposite.

	Movement	Power supply	Operating temperature	Weight
	24V minute impulse	-	-5°C to +50°C	1 kg
	24V second impulse	-	-5°C to +50°C	1 kg
	AFNOR ELV	6 to 24V⎓	-5°C to +50°C	1 kg
	NTP/ETH NTP/ETH silent	PoE* Class 0, 2W maximum	-5°C to +50°C	1 kg
	NTP/Wi-Fi batteries	2 x 1.5V LR14 batteries	-5°C to +50°C	1 kg

*Power over Ethernet (PoE)

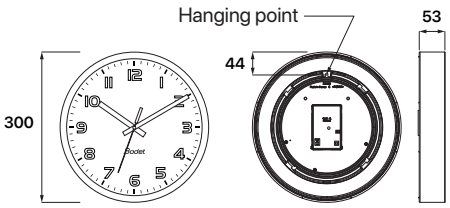

Dimensions in mm

MOVEMENTS AND SYNCHRONISATION

Movement	Description
24V minute impulse	Slave clocks are connected to a distribution line and activated through electrical impulses sent every minute by the master clock.
24V second impulse	Slave clocks are connected to a distribution line and activated through electrical impulses sent every second by the master clock.
AFNOR	The coded time distribution consists in transmitting a comprehensive time message every second: these receivers are automatically and quickly set to the correct time as soon as they are connected to the clock line. The AFNOR coded time emits no interference and is insensitive to other electrical interference. ELV consumption: 10 mA (6V⎓), 8 mA (24V⎓).
NTP/ETH (Network Time Protocol)	Slave clocks are connected to the Ethernet network with a PoE power supply. Time is synchronised by the time server or the master clock via the NTP protocol in unicast, multicast or DHCP mode.
NTP/ETH silent (Network Time Protocol)	Slave clocks are connected to the Ethernet network with a PoE power supply. Time is synchronised by the time server or the master clock via the NTP protocol in unicast, multicast or DHCP mode. The second hand moves continuously. The main advantage of this clock is its low noise level (<20 dB at 1 metre).
NTP/Wi-Fi (Network Time Protocol)	Slave clocks are connected to the network via a Wi-Fi access point. Time is synchronised by the time server or the master clock via the NTP protocol in unicast, multicast or DHCP mode. The estimated battery life of battery-powered clocks synchronised once a day (24H) is: 6 years (HM) or 3 years (HMS).

Non-contractual document. **Bodet Time & Sport**. All rights reserved. ©2024

원문: Bodet Profil 730 W 데이터시트 · 제조사 원문 자료입니다. 사양은 제조사 사정에 따라 변경될 수 있습니다.

we measure, we calibrate, we validate.
KOLAS 국제공인교정기관 · ISO/IEC 17025
㈜테솔 · www.tessol.com

Time management

Synchronising • Distributing • Displaying time

Profil 730W

Bodet
www.bodet-time.com
MADE IN FRANCE

REFERENCES

Hour-Minute	Hour-Minute-Second	Movement
981 5x7W	-	24V minute impulse
-	981 4x7W	24V second impulse
982 8x7W	982 9x7W	AFNOR ELV
982 Fx7W	982 Gx7W	NTP/ETH
-	982 Hx7W	NTP/ETH silent
982 Tx7W	982 Vx7W	NTP/Wi-Fi batteries

Replace the "**x**" by the number corresponding to the desired dial model.

Dial models (x):

1: Figures



2: Notches



3: DIN

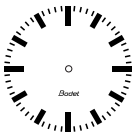

ACCESSORIES

981 001.....	Double-sided bracket arm.
981 002.....	Short double-sided bracket.
981 003.....	Thin locking disk. Incompatible with NTP/Wi-Fi batteries models.
981 006.....	Locking disk.
981 010.....	Single-sided bracket arm.
981 013.....	Joining ring for double-sided bracket arm (Profil 730W)
938 914.....	230V power supply with screw terminal block for ELV clock. Power supply for up to 10 clocks maximum.
938 916.....	100-240V power supply with mains plug for ELV clock. Power supply for up to 10 clocks maximum.

Thin locking disk

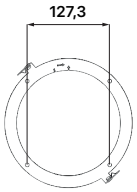

Locking disk

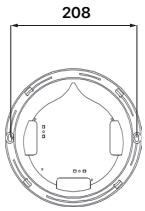

Locking disks can be used for wall mounting.
The thin locking disk is at the left in the opposite image.

When using a thin locking disk, the clock is fixed against the wall.
The other disk allows for a 12 mm gap between the back of the clock and the wall.

Once the bracket is installed, place and turn the clock clockwise to its final position.
For single or double-sided mounting.

Single-sided bracket

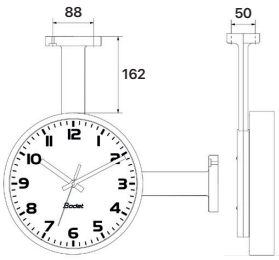

Double-sided bracket

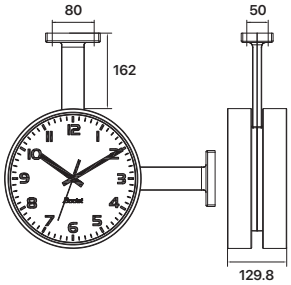

Double-sided bracket with joining ring



Short double-sided bracket

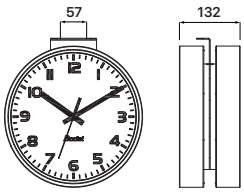

Dimensions in mm

Non-contractual document. **Bodet Time & Sport**. All rights reserved. ©2024

원문: Bodet Profil 730 W 데이터시트 · 제조사 원문 자료입니다. 사양은 제조사 사정에 따라 변경될 수 있습니다.